



Explore little life lessons in DANIEL TIGER FOR PARENTS FREE on iOS and Android



Thank you for everything you do.

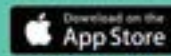
FREE APP!



DANIEL TIGER FOR PARENTS DOWNLOAD NOW!

- Find songs and videos from Daniel Tiger's Neighborhood!
- Includes conversation starters and helpful hints!

ENGLISH & SPANISH!



★★★★★ "Perfect!"

"This app helps kids and parents be their best."



Daniel Tiger for Parents is an app on the App Store. © 2012 The Fred Rogers Company. All rights reserved. Daniel Tiger for Parents is a registered trademark of The Fred Rogers Company. The Daniel Tiger for Parents logo is a trademark of The Fred Rogers Company. All other trademarks are the property of their respective owners.

ARIZONA 2021 BE MY NEIGHBOR DAY



This book belongs to:

Show your neighbors you care! April 18-May 1, 2021 Celebrate with ARIZONA PBS KIDS & Daniel Tiger! May 1, 2021 Look for details at: azpbs.org/bemyneighbordayaz



How will you celebrate kindness and what it means to be a caring neighbor?

Celebrate with us May 1st
Be My Neighbor Day!

We will be celebrating with story time, crafts and stretching. Begins at 9 a.m.
R.S.V.P. encouraged for this FREE virtual event!

<https://www.facebook.com/azpbskids>

Check out all the resources available on the PBS website:

<https://azpbs.org/>

<https://pbskids.org/>

<https://azpbs.org/kids-and-education/at-home-learning/>

<https://pbskids.org/grownups/>

Find us on Instagram:
[arizonapbskids](https://www.instagram.com/arizonapbskids)

Find us on Twitter:
[arizona pbs kids educators](https://twitter.com/arizona_pbs_kids_educators)



**Daniel Tiger's
Neighborhood**

The Tiger Family




[PBSkids.org/daniel](https://pbskids.org/daniel)

© The Fred Rogers Company. All rights reserved.
The PBS KIDS logo is a registered mark of PBS and is used with permission.





Daniel Tiger's Neighborhood



PBSkids.org/daniel

© The Fred Rogers Company. All rights reserved.
The PBS KIDS logo is a registered mark of PBS and is used with permission.

--	--	--	--	--	--	--




out each card along the solid line, then fold along the dotted line. Tape each side, leaving the bottom open to insert your finger. Now you are ready to put on a puppet show!

Daniel Tiger Story Time Theatre Characters and Props



ARIZONA PBS is a community service of Arizona State University.



Trolley Path

In the Neighborhood of Make-Believe, **TROLLEY** follows the dotted path to each destination. Encourage an interest in transportation, and have **FUN** creating a unique path for Trolley. **DING, DING!**

Draw and color or paint small dots on a paper plate.
Or, print and use the template on the next page.
Some children might prefer to make an orderly line of dots with limited colors—and that's **grr-ific**, too!



Use a pencil to draw the parallel lines of a path, which will be used to create train tracks. For added fun, try creating both curves and straight lines for the course!



Let children practice independently with kid-friendly scissors or assist in cutting the path. For children with sensory considerations, an adult may consider cutting the paper for the child.

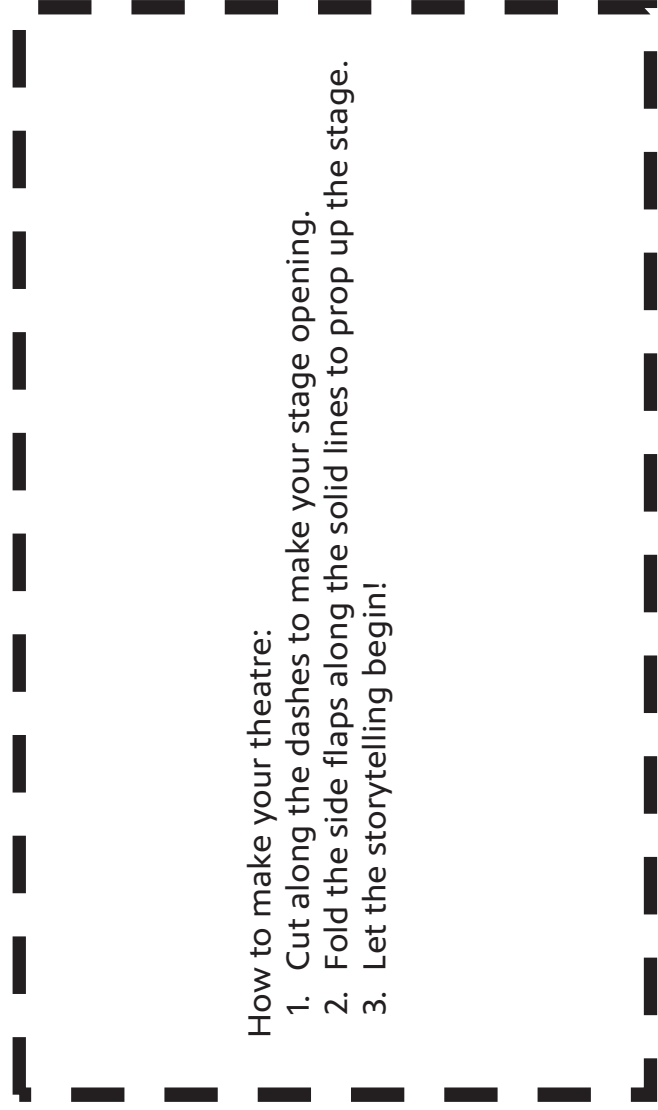


Encourage children to glue or tape the pieces independently or work together to create a path with bends, curves, and straights.



Use your favorite small vehicle or toy, the [Daniel Tiger Foldable Trolley Template](#), or the [Daniel Tiger Trolley Favor Box](#) craft activity from PBS KIDS on the path.

DANIEL TIGER'S NEIGHBORHOOD © 2012 The Fred Rogers Company. All rights reserved.



How to make your theatre:

1. Cut along the dashes to make your stage opening.
2. Fold the side flaps along the solid lines to prop up the stage.
3. Let the storytelling begin!

Daniel Tiger Story Time Theatre

fold

fold




ARIZONA PBS is
a community
service of
Arizona State
University.





Trolley Path

Printable Dotted Path Template



Family Fun

Your neighbor,

Thank you for

Dear

,

Treasure Hunt:

Go on a hunt in your neighborhood. Select a fun theme for your hunt, (insects, colors, numbers, things that start with the letters of your child's name), and then have fun exploring.

Painted Friendship Rocks:

Paint positive messages and pictures on rocks and hide them in your neighborhood for others to find.

Read together:

Take turns reading to your child and letting your child read to you. Encourage children to read to someone else - a sibling, a neighbor, their pet.

Cooking Together:

Children love to be included in meal time. This is a great way to work on math, science and fine motor skills. Find a favorite recipe and make some memories. Here is a recipe to get you started.

Mom Tiger's Banana Bread

Ingredients

4 overripe bananas
1/4 cup melted butter
1 cup sugar
1 teaspoon baking soda
1 egg
1 teaspoon salt
1 1/2 cups flour

Directions

1

In a medium bowl, mash bananas with a fork. Stir in other ingredients.

2

Pour into a non-stick or buttered 8 1/2 x 3 1/2 x 2 1/2 -inch loaf pan.

3

Bake for 1 hour in preheated oven at 325 degrees.



“Everyone can help in some way, no matter how big or small they are.”

- Daniel Tiger

Who do you want to say thank you to?
Color the card, then cut on the dotted line and fold it in half. Now your card is ready to share with someone special.



♪
Thank You ♪
♪ **Thank you for everything you do.**

