










Scavenger Hunt

Name _____



It's time to explore! Take a walk around your neighborhood and go on a scavenger hunt. Check the box for each item you find. Draw what you found or tape an item to the empty boxes on the page.

 flower	<input type="checkbox"/> something that smells good	 bug	<input type="checkbox"/> something beautiful
 bird	<input type="checkbox"/> something soft	 flying insect	 something rough
 leaf	<input type="checkbox"/> something prickly	<input type="checkbox"/> rock	 spider or spiderweb

Find more at azpbs.org/athomelearning

Funded by



PBS KIDS Logo are registered trademarks of Public Broadcasting Service. Used with permission. Major funding for the series is provided by the Corporation for Public Broadcasting (CPB) and the Van Eekeren Family, founders of Land O'Frost. Additional funding: The Hamill Family Foundation, The Segal Family Foundation, The Arthur Vining Davis Foundations, Polk Bros. Foundation, Sage Foundation, Philip F. Schoch Charitable Trust. NATURE CAT and associated characters, trademarks and design elements are owned by Spiffy Entertainment, LLC © 2020 Spiffy Entertainment, LLC. All rights reserved. Made available by the Corporation for Public Broadcasting, a private corporation funded by the American people.



Track Your Daily Weather

(Month)




What is the weather like in your neighborhood?
Track the weather in your area with this Nature Cat calendar.

(Name) _____

TALLY HO!

Fill in the dates and use the key to draw weather symbols on each day or draw your own pictures.



SUNDAY	MONDAY	TUESDAY	WEDNESDAY	THURSDAY	FRIDAY	SATURDAY	KEY
							 SUNNY
							 PARTLY CLOUDY
							 CLOUDY
							 RAINY
							 SNOWY

For more printables, go to pbskidsforparents.org



Major funding for the series is provided by the Corporation for Public Broadcasting (CPB) and the Van Eekeren Family, founders of Land O'Frost. Additional funding: The Hamill Family Foundation, The Segal Family Foundation, The Arthur Vining Davis Foundations, Polk Bros. Foundation, Elizabeth Morse Genius Charitable Trust, Alvin H. Baum Family Fund, Bobolink Foundation, Sage Foundation, The David E. Zyer Family, Dr. Scholl Foundation, and Colonel Stanley R. McNeil Foundation. NATURE CAT and associated characters, trademarks and design elements are owned by Spiffy Entertainment, LLC © 2017 Spiffy Entertainment, LLC. All rights reserved. PBS KIDS and the PBS KIDS Logo are registered trademarks of Public Broadcasting Service. Used with permission. This document may be printed for personal, noncommercial purposes.






Plant Journal

Create your own miniature garden and watch your plant grow. Use this journal to track the growth of your plant over the next few weeks.

TALLY HO! LET'S HAVE FUN!

1. Print out this plant journal.
2. Cut out the journal pages along the dotted lines so that you have 8 pages for your journal.
3. Stack all of the journal pages together so that they are in order pages 1 through 8.
4. Staple the top left corner of the pages to make a book.
5. Follow the directions on each page of the journal. Now you can use your journal to keep track of your plant as it grows.



Plant Journal

(Name)

page 1

Today, I planted _____.

(type of seed)

I put the seed in the soil
and watered it.

My plant likes _____ sunlight,

(a lot of/a little)

so I will put my plant

_____.


(outside/in a window sill/on a table)

I will water my plant

_____.


(how often the plant should be watered)

page 2



This is what my
plant looked like
on the day I planted it.

page 3




This is what my
plant looked
like after 3 days.

page 4

Find more at azpbs.org/athomelearning




Plant Journal



This is what my plant looked like after 1 week.


page 5



This is what my plant looked like after 2 weeks.



page 6



This is what my plant looked like after 1 month.



page 7

Is your plant all grown up?

If it is a plant that would like to be outdoors, carefully move it to a nice spot in your yard or garden in the spring or summer. If it is a plant that would like to stay indoors, keep it on a sunny or well-lit windowsill or table. Remember to keep watering your plant.

Is your plant still sprouting? No problem!

Some seeds take longer to sprout and grow than others. It can take several weeks for your plant to sprout and start to grow. Keep giving your plant water and light.

Did your plant wilt quickly or never grow? It's okay!

Gardening takes practice. The plant may have gotten too much water, not enough water, not enough sunlight, or it was too hot or too cold. Sometimes plants will only grow in certain seasons. You can try again with new seeds.

page 8

Find more at azpbs.org/athomelearning